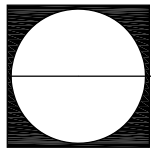


NOTES:

1. TREE PROTECTION FENCE (TPF) SHALL BE INSTALLED PRIOR TO ANY SITE WORK, CLEARING OR DEMOLITION. ARLINGTON COUNTY URBAN FORESTER SHALL BE NOTIFIED 72 HOURS PRIOR TO INSTALLATION OR ANY OTHER TREE PRESERVATION MEASURE SPECIFIED IN PLANS AND SHALL APPROVE LAYOUT.
2. NO PERSONNEL, VEHICLES, EQUIPMENT, CONSTRUCTION MATERIALS OR DEBRIS ALLOWED IN TREE PROTECTION AREAS WITHOUT WRITTEN CONSENT OF ARLINGTON COUNTY URBAN FORESTER.
3. REMOVE TPF ONLY WITH APPROVAL FROM ARLINGTON COUNTY URBAN FORESTER AFTER ALL SITE WORK HAS BEEN COMPLETED.
4. SIGN MATERIAL TO BE WEATHER RESISTANT.



4' CHAIN LINK TREE PROTECTION FENCE (RESIDENTIAL)

311300.2 (2016) (02231.2)

1/2" = 1'-0"



NOTES:

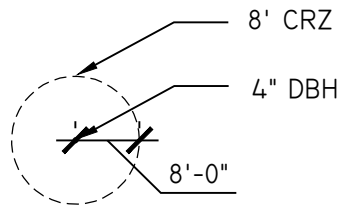
1. GRAPHICALLY, THE CRITICAL ROOT ZONE (CRZ) IS REPRESENTED AS A CIRCULAR REGION MEASURED OUTWARD FROM A TREE TRUNK REPRESENTING THE AREA OF ROOTS THAT MUST BE MAINTAINED OR PROTECTED FOR THE TREE'S SURVIVAL.

2. THE CRZ OF A TREE IS THE ZONE IN WHICH THE MAJORITY OF THE ROOTS LAY. 95% OF THE ROOTS OF MOST TREES WILL BE FOUND IN THE UPPER 12-18" OF THE SOIL. MOST OF THE ROOTS THAT SUPPLY THE NUTRIENTS AND WATER TO THE TREE ARE FOUND JUST BELOW THE SOIL SURFACE. THE TOTAL AMOUNT OF A TREE'S ROOTS ARE GENERALLY PROPORTIONAL TO THE VOLUME OF THE TREE'S CANOPY. THEREFORE, IF THE ROOTS ONLY PENETRATE A THIN LAYER OF SOIL, THEN THE ROOTS MUST SPREAD FAR FROM THE TREE, BEYOND THE EXTENSION OF THE CANOPY.

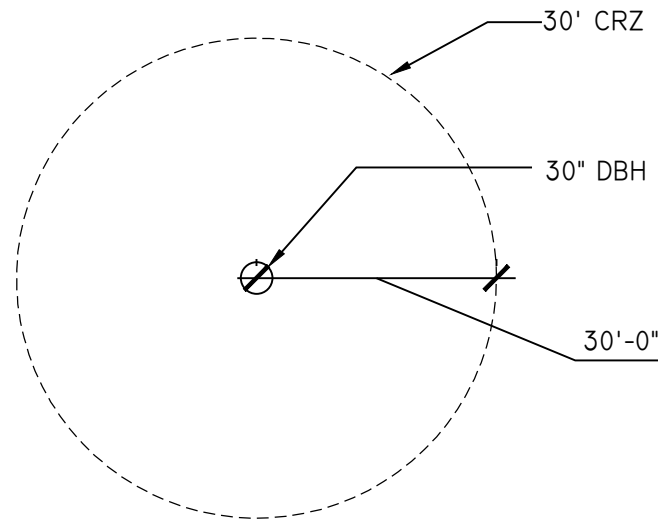
3. PLOT ACCURATE TRUNK LOCATIONS OF ALL TREES GREATER THAN 3" DIAMETER AT BREAST HEIGHT (DBH) AND/OR TREE STANDS WITHIN DEVELOPMENT AREAS ON ALL PLANS FOR THE PROJECT AND DELINEATE THEIR ESTIMATED CRITICAL ROOT ZONE.

4. PLOT ACCURATE TRUNK LOCATIONS OF OFFSITE TREES WHICH WILL HAVE THEIR CRZ AFFECTED BY DEVELOPMENT AND DELINEATE THEIR ESTIMATED CRITICAL ROOT ZONE.

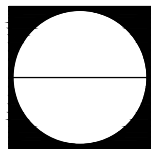
TREES 8" DBH AND SMALLER
8' CRZ RADIUS AROUND THE TRUNK OF TREE



TREES 8.1 AND LARGER
1" DBH = 1' CRZ RADIUS



ELEVATION



TREE PROTECTION DETAIL FOR DETERMINING CRITICAL ROOT ZONE

311300.3 (2019)

N.T.S.

NOTES

1. AT PLANTING PRUNE ONLY CROSSING LIMBS, BROKEN OR DEAD BRANCHES, AND ANY BRANCHES THAT POSE A HAZARD TO PEDESTRIANS PER ANSI STANDARD A300. DO NOT PRUNE INTO OLD WOOD ON EVERGREENS.

2. CONTRACTOR SHALL MAXIMIZE EXCAVATED AREA FOR TREE PIT WITHOUT ADVERSELY IMPACTING ADJACENT SITE FEATURES.

3. UNLESS OTHERWISE DIRECTED BY ARLINGTON COUNTY URBAN FORESTER, BACKFILL SOIL MIXTURE WILL BE 3/4 EXISTING SOIL CLEANED OF DEBRIS (GRAVEL, ROCKS, STICKS, TRASH, ETC.) AND MIXED WITH 1/4 ORGANIC MATERIAL (COMPOSTED BARK, LEAF MOLD, OR OTHER PLANT DEBRIS PROCESSED TO A POINT OF DECAY AND APPROVED BY THE URBAN FORESTER; PEAT MOSS SHALL NOT BE USED).

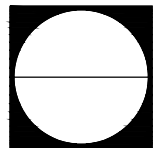
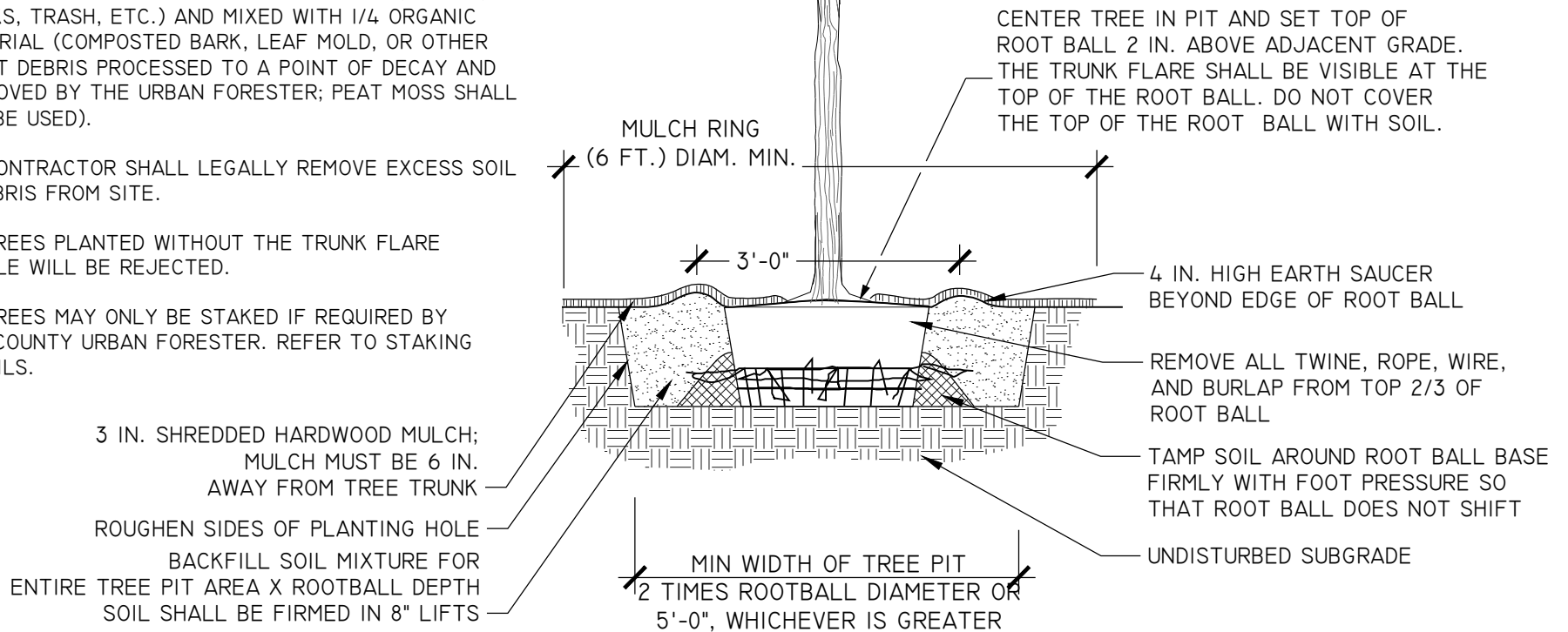
4. CONTRACTOR SHALL LEGALLY REMOVE EXCESS SOIL & DEBRIS FROM SITE.

5. TREES PLANTED WITHOUT THE TRUNK FLARE VISIBLE WILL BE REJECTED.

6. TREES MAY ONLY BE STAKED IF REQUIRED BY THE COUNTY URBAN FORESTER. REFER TO STAKING DETAILS.

ALL PLANTS MUST BE WATERED TWICE: ONCE AT INSTALLATION AND AGAIN WITHIN 48-HOURS OF INSTALLATION, PER THE SPECIFICATIONS.

THIS DETAIL SUPERSEDES ALL OTHER TREE PLANTING DETAILS IN ARLINGTON COUNTY.



TREE PLANTING DETAIL

FOR OPEN PLANTING AREAS FREE OF PAVING OR GRATES
329300.1 (2019)

NOT TO SCALE



TREE PRESERVATION

1. BEFORE ANY GRADING, DEMOLITION, OR OTHER DISTURBANCE, INCLUDING TREE REMOVAL, A PRECONSTRUCTION MEETING SHALL BE HELD WITH AN ARLINGTON COUNTY URBAN FORESTER. CHANGES TO THE PLAN, BASED ON FIELD CONDITIONS, MAY BE REQUESTED BY THE URBAN FORESTER AT THE TIME OF THE PRECONSTRUCTION MEETING.
2. TREE PROTECTION SHALL BE INSTALLED PER PLAN, WITH ANY CHANGES REQUESTED AT THE PRECONSTRUCTION MEETING, AND INSPECTED BY AN ARLINGTON COUNTY URBAN FORESTER. EROSION AND SEDIMENT CONTROLS ARE INSPECTED BY THE DEPARTMENT OF ENVIRONMENTAL SERVICES.
3. REMOVAL OF TREES, NOTED FOR REMOVAL ON THE PLAN, INSIDE A TREE PRESERVATION AREA SHALL BE PERFORMED, BY HAND, WITHOUT GROUND DISTURBANCE, OR DISTURBANCE TO NEARBY PRESERVED TREES. TREES IN THESE AREAS SHALL BE CUT FLUSH TO THE GROUND, WITHOUT STUMP GRINDING.
4. NO CHANGES SHALL BE MADE TO TREE PRESERVATION OR PROPOSED LANDSCAPE UNLESS DIRECTED BY AN ARLINGTON COUNTY URBAN FORESTER.
5. FOLLOW ANSI STANDARDS WHEN PRUNING TREES. ANY PRUNING BEYOND 5% OF THE CANOPY SHALL BE COMMUNICATED AND APPROVED TO THE URBAN FORESTER
6. DO NOT REMOVE TREES ON OTHER PROPERTIES, OR RIGHTS-OF-WAY, WITHOUT WRITTEN PERMISSION OF THE OWNER.
7. TREE PROTECTION AREAS SHALL HAVE ALL NON-NATIVE INVASIVE VINES REMOVED AT THE END OF THE PROJECT. WHERE DEEMED NECESSARY BY THE COUNTY URBAN FORESTER TO ENSURE TREE SURVIVAL, THE PROTECTION AREA SHALL BE COVERED WITH SHREDDED HARDWOOD MULCH, OR OTHER ORGANIC MULCH AS APPROVED BY THE COUNTY URBAN FORESTER.
8. AT THE END OF THE PROJECT, PRESERVED AND PLANTED TREES MUST BE INSPECTED AND APPROVED BY AN ARLINGTON COUNTY URBAN FORESTER.

TREE PLANTING

1. PLANTS SHALL BE FURNISHED AND INSTALLED AS INDICATED ON THE LANDSCAPE PLAN.
2. PLANTS SHALL BE TYPICAL OF THEIR SPECIES AND VARIETY, AND COMPLY WITH MOST RECENT ANSI Z60.1 STANDARDS.
3. PLANTS SHALL BE PLANTED ON THE DAY OF DELIVERY. IF THIS IS NOT POSSIBLE, THE CONTRACTOR SHALL PROTECT STOCK NOT PLANTED. PLANTS SHALL NOT REMAIN UNPLANTED FOR LONGER THAN A THREE-DAY PERIOD AFTER DELIVERY. ANY PLANTS NOT INSTALLED DURING THIS PERIOD SHALL BE REJECTED. ALL PLANTS KEPT ON SITE FOR ANY PERIOD SHOULD BE WATERED AND CARED FOR USING ANSI A300 STANDARDS.
4. NO STAKES SHALL BE USED TO STABILIZE TREES, UNLESS DIRECTED BY THE ARLINGTON COUNTY URBAN FORESTER.
5. TREES PLANTED SHALL RECEIVE A 3 INCH THICK LAYER OF SHREDDED HARDWOOD MULCH, IN A 6 FOOT RING SURROUNDING THE TREE, WITH A 6 INCH CLEAR AREA NEAR THE TRUNK.
6. PLANTS SHALL NOT BE BOUND WITH WIRE OR ROPE AT ANY TIME TO DAMAGE THE BARK OR BREAK BRANCHES. PLANTS SHALL BE HANDLED FROM THE BOTTOM OF THE ROOT BALL ONLY.
7. PLANTING OPERATIONS SHALL BE PERFORMED DURING PERIODS WITHIN THE PLANTING SEASON WHEN WEATHER AND SOIL CONDITIONS ARE SUITABLE AND IN ACCORDANCE WITH ACCEPTED LOCAL PRACTICE. PLANTS SHALL NOT BE INSTALLED IN TOP SOIL THAT IS IN MUDDY OR FROZEN CONDITION. TREES AND SHRUBS SHALL BE INSTALLED BETWEEN 09/15 AND 12/15 OR BETWEEN 03/15 AND 06/15. CONTACT THE ARLINGTON COUNTY URBAN FORESTER TO OBTAIN A DEFERRAL OR APPROVAL FOR PLANTING OUT OF SEASON.
8. NO PLANT, EXCEPT GROUNDCOVERS, SHALL BE PLANTED WITHIN TWO FEET OF A SIDEWALK, 5 FEET FROM A FENCE, 10 FEET FROM A BUILDING, OR 15 FEET FROM OVERHEAD UTILITY LINES.
9. TREES AND SHRUBS SHALL BE PLANTED IN HOLES TWO TO THREE TIMES AS WIDE AND TO THE DEPTH OF THE ROOT BALL.
10. PLANTS SHALL BE PLANTED IN HEALTHY, UNCOMPACTED SOIL. SEE THE PLANTING DETAIL FOR SOIL SPECIFICATIONS.
11. SET ALL PLANTS PLUMB AND STRAIGHT AT SUCH LEVEL THAT NORMAL OR NATURAL RELATIONSHIP BETWEEN THE PLANT AND THE GROUND SURFACE WILL BE ESTABLISHED. LOCATE THE PLANT IN THE CENTER OF THE PIT.
12. INJURED ROOTS SHALL BE PRUNED TO CLEAN ENDS BEFORE PLANTING WITH CLEAN, SHARP TOOLS. THE LEADER OF TREES SHALL NOT BE CUT BACK.
13. AT THE END OF THE PROJECT, PRESERVED AND PLANTED TREES MUST BE INSPECTED AND APPROVED BY AN ARLINGTON COUNTY URBAN FORESTER.